

Zip Code: 20037

COLDWELL BANKER GEORGETOWN

3000 K Street NW Suite 101

Direct: (202) 333.6100

Fax: (202) 342.9118

www.cbmove.com/Georgetown



Price Range: All | Properties: Condo

## Market Profile & Trends Overview

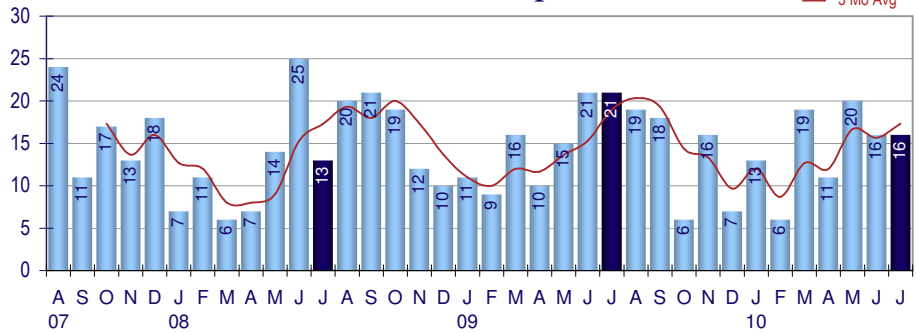
	Month	Trending versus*:				YTD	Trending versus*:	
		LM	L3M	PYM	LY		Prior YTD	Prior Year
Median List Price of all Current Listings	\$689,000	↓		↓				
Average List Price of all Current Listings	\$846,555	↔		↓				
July Median Sales Price	\$525,000	↑	↑	↑	↑	\$431,000	↔	↓
July Average Sales Price	\$829,574	↑	↑	↑	↑	\$602,904	↓	↓
Total Properties Currently for Sale (Inventory)	130	↓		↑				
July Number of Properties Sold	16	↔		↓		101	↓	
July Average Days on Market (Solds)	111	↑	↑	↑	↑	103	↑	↑
July Month's Supply of Inventory	8.1	↓	↑	↑	↓	9.3	↑	↓
July Sale Price vs List Price Ratio	95.9%	↑	↑	↑	↑	95.5%	↑	↑

\* LM=Last Month / L3M=Last 3 Months / PYM=Same Month Prior Year / LY=Last Year (2009) / YTD = Year-to-date | Arrows indicate if Month / YTD values are higher (up), lower (down) or unchanged (flat)

## Property Sales

July Property sales were 16, down 23.8% from 21 in July of 2009 and the same as the 16 sales last month. July 2010 sales were at a mid level compared to July of 2009 and 2008. July YTD sales of 101 are running 1.9% behind last year's year-to-date sales of 103.

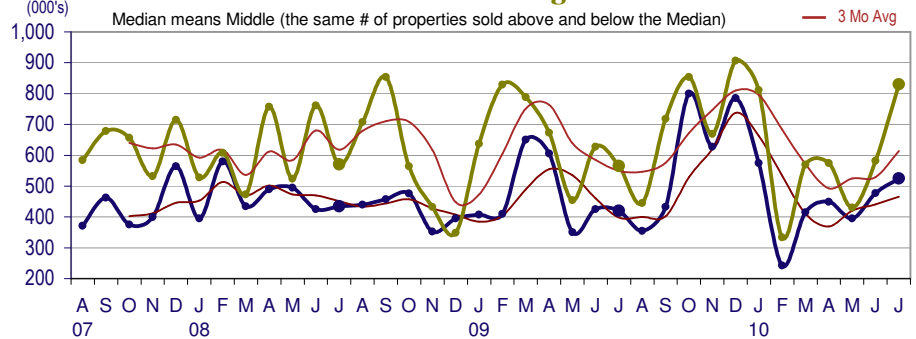
### Number of Properties Sold



## Prices

The Median Sales Price in July was \$525,000, up 25.0% from \$420,000 in July of 2009 and up 9.9% from \$477,500 last month. The Average Sales Price in July was \$829,574, up 46.7% from \$565,675 in July of 2009 and up 42.6% from \$581,894 last month. July 2010 ASP was at the highest level compared to July of 2009 and 2008.

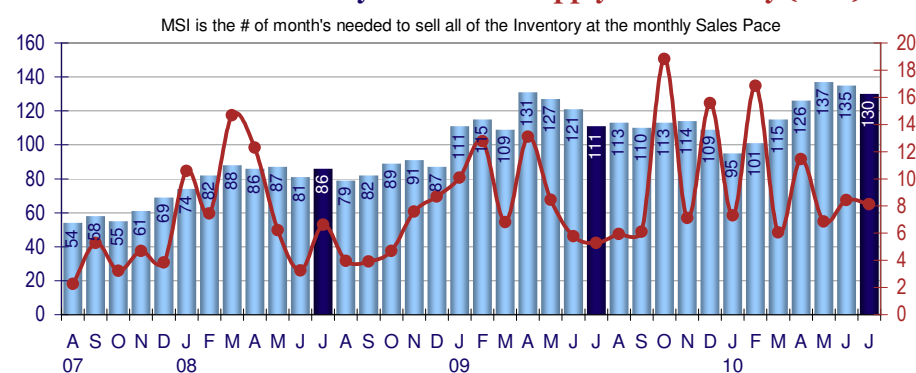
### Median Sales Price and Average Sales Price



## Inventory & MSI

The Total Inventory of Properties available for sale as of July was 130, down 3.7% from 135 last month and up 17.1% from 111 in July of last year. July 2010 Inventory was at its highest level compared with July of 2009 and 2008.

### Total Inventory & Month's Supply of Inventory (MSI)



Zip Code: 20037

**COLDWELL BANKER GEORGE**

3000 K Street NW Suite 101

Direct: (202) 333.6100

Fax: (202) 342.9118

www.cbmove.com/Georgetown

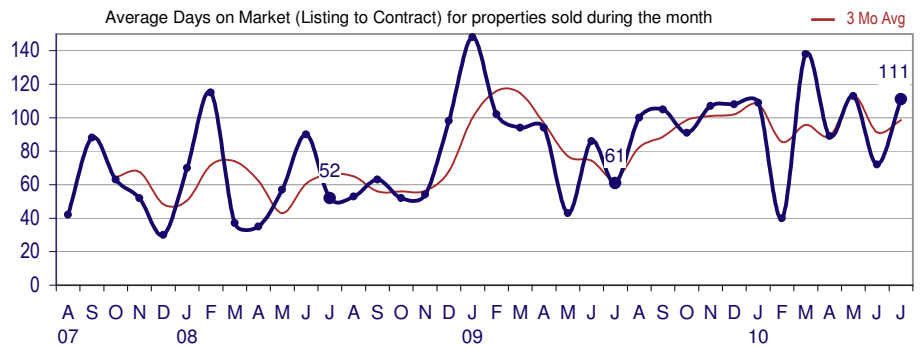


Price Range: All | Properties: Condo

## Market Time

The average Days On Market (DOM) shows how many days the average Property is on the market before it sells. An upward trend in DOM tends to indicate a move towards more of a Buyer's market, a downward trend a move towards more of a Seller's market. The DOM for July was 111, up 54.2% from 72 days last month and up 82.0% from 61 days in July of last year. The July 2010 DOM was at a mid level compared with July of 2009 and 2008.

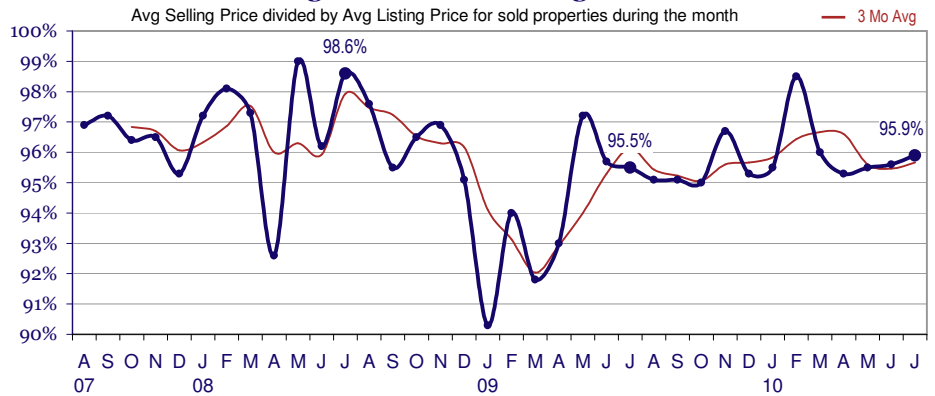
## Days On Market for Sold Properties



## Selling Price vs Original Listing Price

The Selling Price vs Original Listing Price reveals the average amount that Sellers are agreeing to come down from their original list price. The lower the ratio is below 100% the more of a Buyer's market exists, a ratio at or above 100% indicates more of a Seller's market. The July 2010 Selling Price vs Original List Price of 95.9% was up from 95.6% last month and up from 95.5% in July of last year.

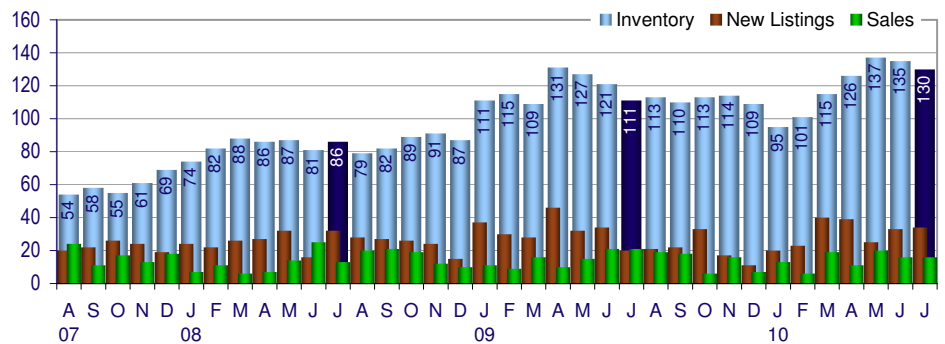
## Selling Price versus Listing Price Ratio



## Inventory / New Listings / Sales

This last view of the market combines monthly inventory of Properties for sale along with New Listings and Sales. The graph shows the basic annual seasonality of the market as well as the relationship between these items. The number of New Listings in July 2010 was 34, up 3.0% from 33 last month and up 70.0% from 20 in July of last year.

## Inventory / New Listings / Sales



Copyright © Coldwell Banker Residential Brokerage | Price Range: All | Property Types: Condo

Data is provided courtesy of Metropolitan Regional Information Services Incorporated, The Coastal Association of Realtors MLS and Sussex County of Realtors MLS and may not reflect all relevant real estate activity. Coldwell Banker the accuracy of this information. It is the responsibility of any buyer or seller to verify any and all information relevant to such consumer's real estate transaction.

# Inventory / Listings / Sales

Zip Code: 20037

July 2010

**COLDWELL BANKER GEORGETOWN**

3000 K Street NW Suite 101

Direct: (202) 333.6100

Fax: (202) 342.9118

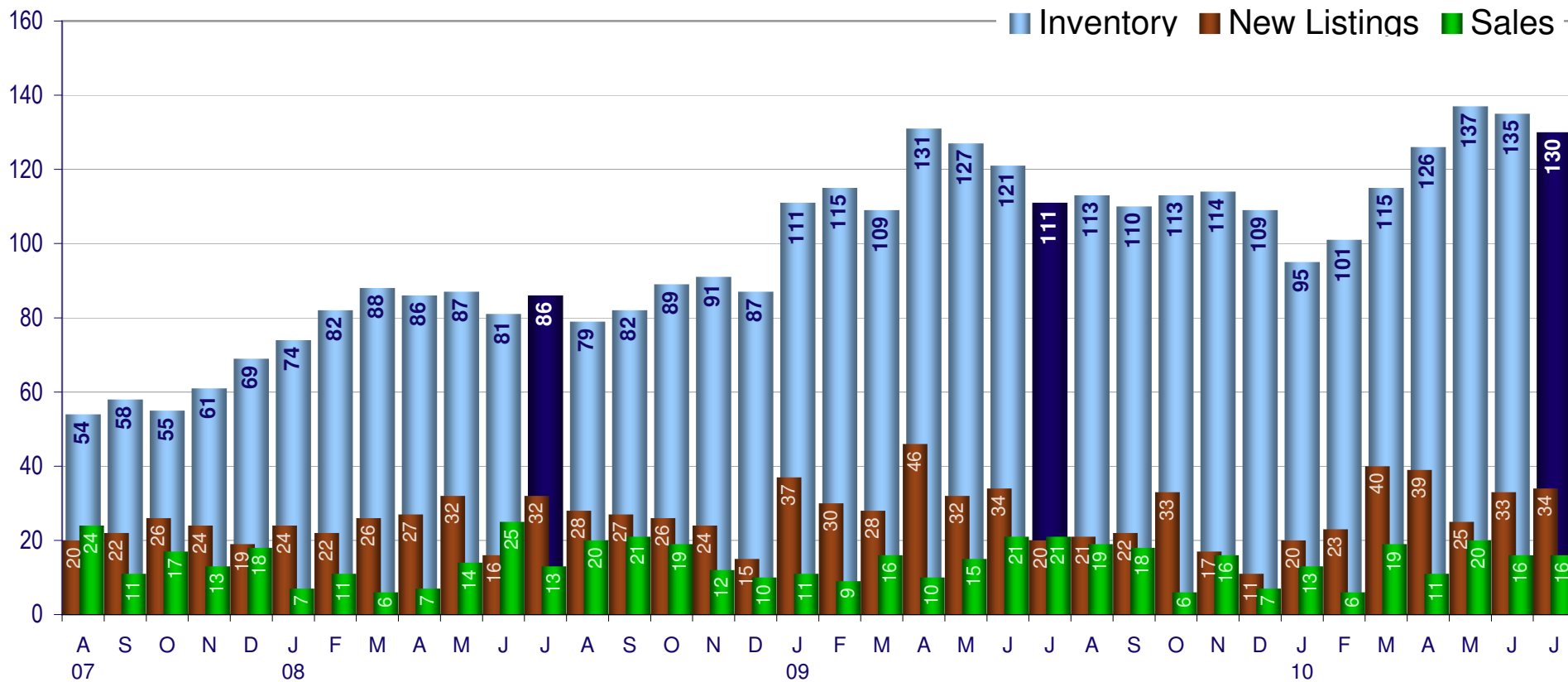
www.cbmove.com/Georgetown



Price Range: All | Properties: Condo

## Inventory / New Listings / Sales

This last view of the market combines monthly inventory of Properties for sale along with New Listings and Sales. The graph shows the basic annual seasonality of the market as well as the relationship between these items. The number of New Listings in July 2010 was 34, up 3.0% from 33 last month and up 70.0% from 20 in July of last year.



Copyright © Coldwell Banker Residential Brokerage | Price Range: All | Property Types: Condo

Data is provided courtesy of Metropolitan Regional Information Services Incorporated, The Coastal Association of Realtors MLS and Sussex County of Realtors MLS and may not reflect all relevant real estate activity. Coldwell Banker Residential Brokerage the accuracy of this information. It is the responsibility of any buyer or seller to verify any and all information relevant to such consumer's real estate transaction.