

MARKET ACTION REPORT

July 2010

Zip Codes: 20005, 20009

COLDWELL BANKER GEORGETOWN

3000 K Street NW Suite 101

Direct: (202) 333.6100

Fax: (202) 342-9118

www.cbmove.com/Georgetown



Price Range: All | Properties: Condo

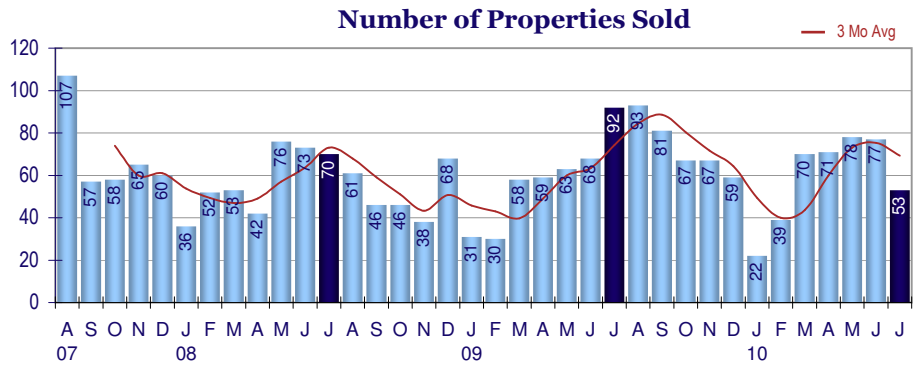
Market Profile & Trends Overview

	Month	Trending versus*:				YTD	Trending versus*:	
		LM	L3M	PYM	LY		Prior YTD	Prior Year
Median List Price of all Current Listings	\$399,900	↓		↓				
Average List Price of all Current Listings	\$501,186	↔		↓				
July Median Sales Price	\$415,000	↑	↔	↑	↑	\$399,900	↑	↑
July Average Sales Price	\$473,305	↑	↔	↑	↑	\$456,538	↑	↑
Total Properties Currently for Sale (Inventory)	210	↓		↓				
July Number of Properties Sold	53	↓		↓		410	↑	
July Average Days on Market (Solds)	55	↑	↑	↓	↓	48	↓	↓
July Month's Supply of Inventory	4.0	↑	↑	↑	↓	4.2	↓	↓
July Sale Price vs List Price Ratio	98.9%	↑	↑	↑	↑	98.4%	↑	↔

* LM=Last Month / L3M=Last 3 Months / PYM=Same Month Prior Year / LY=Last Year (2009) / YTD = Year-to-date | Arrows indicate if Month / YTD values are higher (up), lower (down) or unchanged (flat)

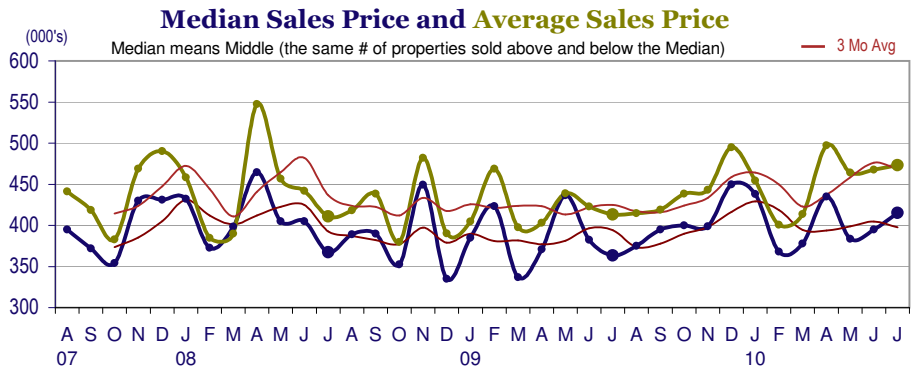
Property Sales

July Property sales were 53, down 42.4% from 92 in July of 2009 and 31.2% lower than the 77 sales last month. July 2010 sales were at their lowest level compared to July of 2009 and 2008. July YTD sales of 410 are running 2.2% ahead of last year's year-to-date sales of 401.



Prices

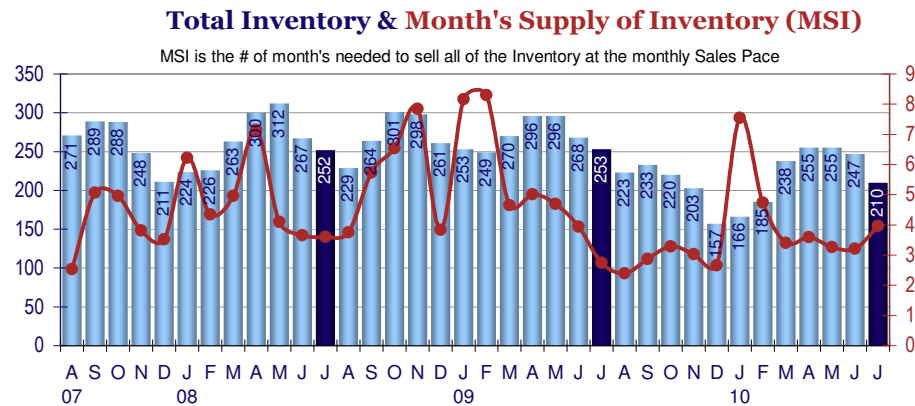
The Median Sales Price in July was \$415,000, up 14.2% from \$363,350 in July of 2009 and up 5.1% from \$395,000 last month. The Average Sales Price in July was \$473,305, up 14.5% from \$413,202 in July of 2009 and up 1.2% from \$467,553 last month. July 2010 ASP was at the highest level compared to July of 2009 and 2008.



Inventory & MSI

The Total Inventory of Properties available for sale as of July was 210, down 15.0% from 247 last month and down 17.0% from 253 in July of last year. July 2010 Inventory was at its lowest level compared with July of 2009 and 2008.

A comparatively lower MSI is more beneficial for sellers while a higher MSI is better for buyers. The July 2010 MSI of 4.0 months was at its highest level compared with July of 2009 and 2008.



Zip Codes: 20005, 20009

COLDWELL BANKER GEORGETOWN

3000 K Street NW Suite 101

Direct: (202) 333.6100

Fax: (202) 342-9118

www.cbmove.com/Georgetown

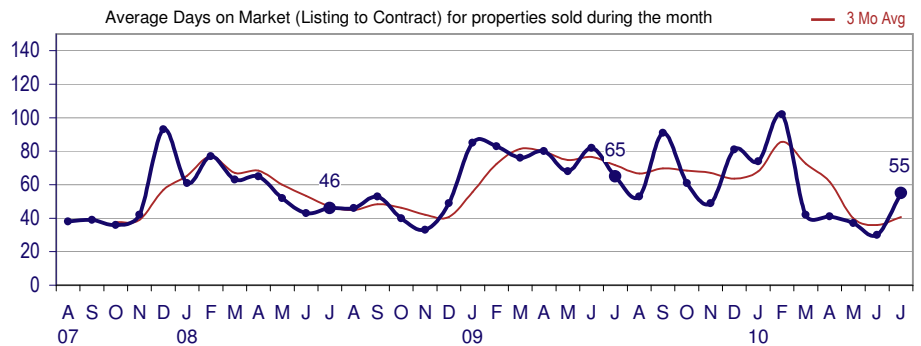


Price Range: All | Properties: Condo

Market Time

The average Days On Market (DOM) shows how many days the average Property is on the market before it sells. An upward trend in DOM tends to indicate a move towards more of a Buyer's market, a downward trend a move towards more of a Seller's market. The DOM for July was 55, up 83.3% from 30 days last month and down 15.4% from 65 days in July of last year. The July 2010 DOM was at a mid level compared with July of 2009 and 2008.

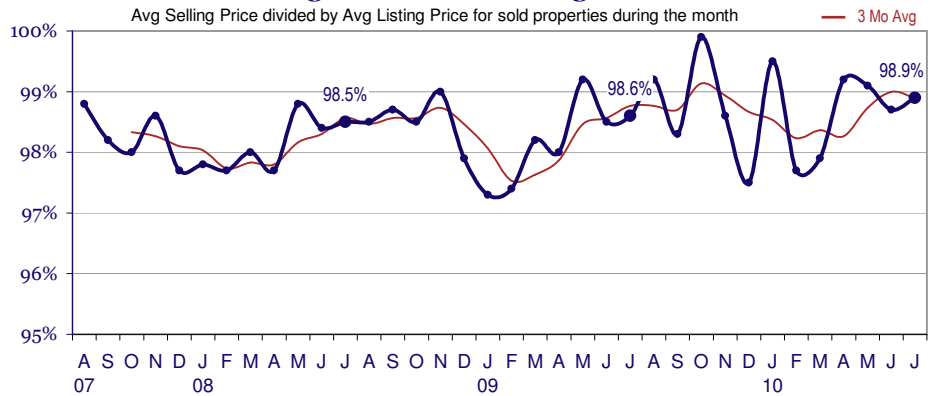
Days On Market for Sold Properties



Selling Price vs Original Listing Price

The Selling Price vs Original Listing Price reveals the average amount that Sellers are agreeing to come down from their original list price. The lower the ratio is below 100% the more of a Buyer's market exists, a ratio at or above 100% indicates more of a Seller's market. The July 2010 Selling Price vs Original List Price of 98.9% was up from 98.7% last month and up from 98.6% in July of last year.

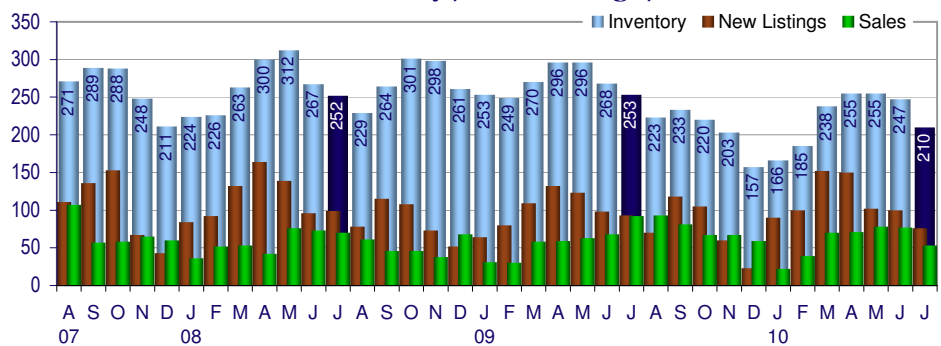
Selling Price versus Listing Price Ratio



Inventory / New Listings / Sales

This last view of the market combines monthly inventory of Properties for sale along with New Listings and Sales. The graph shows the basic annual seasonality of the market as well as the relationship between these items. The number of New Listings in July 2010 was 76, down 24.0% from 100 last month and down 18.3% from 93 in July of last year.

Inventory / New Listings / Sales



Copyright © Coldwell Banker Residential Brokerage | Price Range: All | Property Types: Condo

Data is provided courtesy of Metropolitan Regional Information Services Incorporated, The Coastal Association of Realtors MLS and Sussex County of Realtors MLS and may not reflect all relevant real estate activity. Coldwell Banker the accuracy of this information. It is the responsibility of any buyer or seller to verify any and all information relevant to such consumer's real estate transaction.

Inventory / Listings / Sales

Zip Codes: 20005, 20009

Price Range: All | Properties: Condo

July 2010

COLDWELL BANKER GEORGETOWN

3000 K Street NW Suite 101

Direct: (202) 333.6100

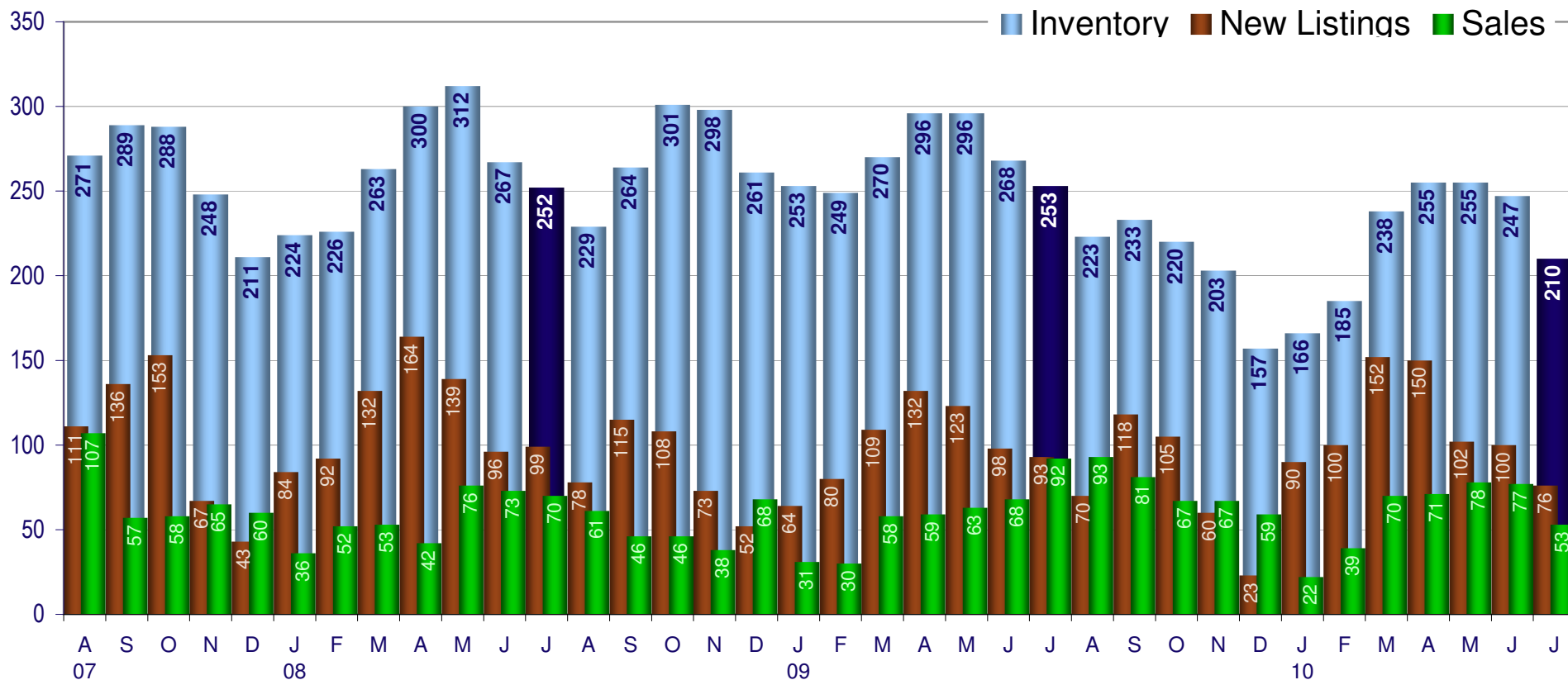
Fax: (202) 342-9118

www.cbmove.com/Georgetown



Inventory / New Listings / Sales

This last view of the market combines monthly inventory of Properties for sale along with New Listings and Sales. The graph shows the basic annual seasonality of the market as well as the relationship between these items. The number of New Listings in July 2010 was 76, down 24.0% from 100 last month and down 18.3% from 93 in July of last year.



Copyright © Coldwell Banker Residential Brokerage | Price Range: All | Property Types: Condo

Data is provided courtesy of Metropolitan Regional Information Services Incorporated, The Coastal Association of Realtors MLS and Sussex County of Realtors MLS and may not reflect all relevant real estate activity. Coldwell Banker Residential Brokerage the accuracy of this information. It is the responsibility of any buyer or seller to verify any and all information relevant to such consumer's real estate transaction.